

MTM 8.1 Release

Q&A Webinar

Release Highlights

- **Release Date: October 18th**
- **MTM Connect Export API**
- **New Reporting Options for Learning Providers and Certified Instructors**
- **Dynamic Tags in Scheduled Report Email Body**
- **Deprecated Legacy Features**

Data Integration

- MTM Connect Export API



MTM Connect – Export API!



What is MTM Connect?

- MTM Customers can now use MTM Connect (a RESTful API) to pull their own data from MTM in a flexible and secure way
- MTM Connect is a license-based feature
- Class and Conference Data – 5 years' worth (4 calendar, one rolling) – is available in the API
 - Form Types included:
 - Post Event
 - Follow Up
 - Manager/Management
 - Instructor
 - Survey Pages

MTM Connect – Export API!



What are the main benefits of using MTM Connect?

- MTM Connect allows you, the customer, not Explorance, to decide and control (within certain limits) what data to pull and when to pull it
- Can replace existing approaches for bulk data extracts from MTM (e.g. SQL database, Daily Delta CSV, Tableau, etc.)
- More flexible and secure way of pulling data from MTM to allow you to build your own reports and analysis

MTM Connect – Export API!



MTM Connect might be a good solution for your organization if:

- You want to combine learning performance with other business data
- Your organization has existing bulk data extract jobs
- Your organization has data warehouses or uses offline systems to compile your data
- You've previously been interested in an API for your MTM data

MTM Connect – Export API!



Who should I contact about the MTM Connect Export API?

- Please connect with your MTM Account Manager and Customer Success Manager with any questions about MTM Connect

New Insights

- Subset of Ready Reports for Learning Providers
- Subset of Ready Reports and access to Data Explorer for Certified Instructors

Expanded Reporting Options for Certified Programs

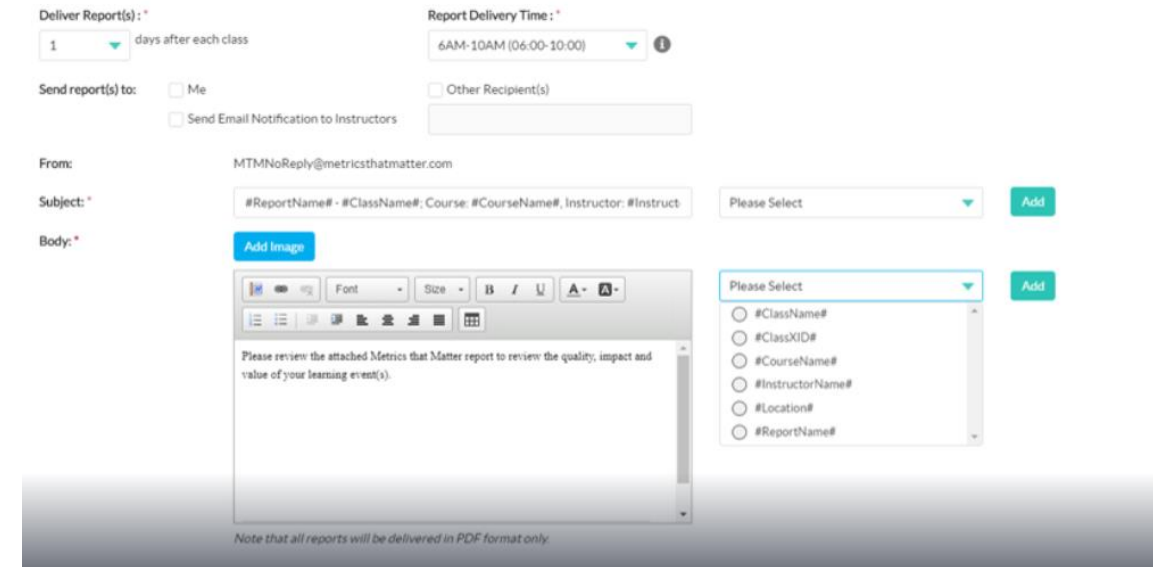
- Learning Providers who are sponsored by their Content Providers (Certified programs) will now have access to a limited subset of Ready Reports:
 - Data Extract
 - Quick Question
 - Learner Comment Analysis
 - Instructor Class Summary
- Certified Instructors also have access to the Class, Course, and Demographic Topics in Data Explorer

Reporting

- Dynamic tagging available in the body of scheduled class reports
- Updated labels in Key Metrics Report

Dynamic Tagging in Scheduled Report Emails

- Ability to add dynamic tags in scheduled class-based report emails
 - Group-based scheduled class reports
 - Individually scheduled class reports
- More easily identify the class the attached report references



Deliver Report(s): * 1 days after each class

Report Delivery Time: * 6AM-10AM (06:00-10:00)

Send report(s) to: Me Other Recipient(s)

Send Email Notification to Instructors

From: MTMNoReply@metricsthatmatter.com

Subject: * #ReportName# - #ClassName#; Course: #CourseName#, Instructor: #Instruct

Body: * Please review the attached Metrics that Matter report to review the quality, impact and value of your learning event(s).

Please Select

- #ClassName#
- #ClassID#
- #CourseName#
- #InstructorName#
- #Location#
- #ReportName#

Note that all reports will be delivered in PDF format only.



Updated Labels in Key Metrics Report Query

“Report by” field has been updated to “Metric” and the “Report Type” field has been updated to “Report By” to provide consistency across all MTM reporting tools

Key Metrics

Required *

▼ Key Metrics

<p>Date Range</p> <div style="border: 1px solid #ccc; padding: 2px; display: flex; justify-content: space-between;"> Custom Date Range ▼ </div>	<p>Start Date</p> <div style="border: 1px solid #ccc; padding: 2px; display: flex; justify-content: space-between;"> 07/01/2019  </div>	<p>End Date</p> <div style="border: 1px solid #ccc; padding: 2px; display: flex; justify-content: space-between;"> 07/31/2019  </div>
<p>Metric*</p> <div style="border: 1px solid #ccc; padding: 2px; display: flex; justify-content: space-between;"> Net Promoter Score ▼ </div>	<p>Minimum number of evaluations*</p> <div style="border: 1px solid #ccc; padding: 2px;"> 2 </div>	<p>Report Name*</p> <div style="border: 1px solid #ccc; padding: 2px;"> Net Promoter Score by Course </div>
<p>Report By*</p> <div style="border: 1px solid #ccc; padding: 2px; display: flex; justify-content: space-between;"> Course ▼ </div>	<p>Form Types*</p> <div style="border: 1px solid #ccc; padding: 2px; display: flex; justify-content: space-between;"> Post Event ▼ </div>	<p><input type="checkbox"/> Include Overall Trend</p> <div style="border: 1px solid #ccc; padding: 2px; display: flex; justify-content: space-between; margin-top: 5px;"> 12 Months ▼ </div>

Other Enhancements

- **Upgraded MTM Web Servers**

Other 8.1 Enhancements

- MTM's Web Servers have been updated to the latest Windows Server 2019
(Web Servers store and deliver the MTM software to a user's web browser)

Deprecated Features

- Retire Legacy Reports Wave 2

Deprecated Feature

Legacy Reports, Wave 2

- The next set of Legacy Reports have been retired
- A list of specific reports that have been retired is available in the MTM Help Guide

Bug Fixes

8.1 Bug Fixes

- Improved Class Edit Page to Display Last Survey Received Date and Time in User's Local Time Zone
- MTM Admins in a Parent Account Can Now Filter an Alias to a Form Type for Their Learning Providers
- Improved Form Selection Process for Conference Email Reminders
- Loading Spinner Displays Until All Data Loads in Response Rate Widget
- Improved Appearance of Activity Widget on All Screen Resolutions
- Correct “Apply Filter to Benchmark” Value Displays When Exporting Results to Excel in Data Explorer

Questions?